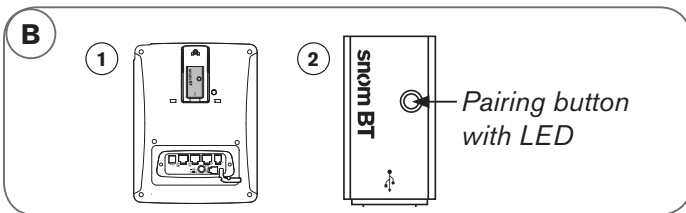
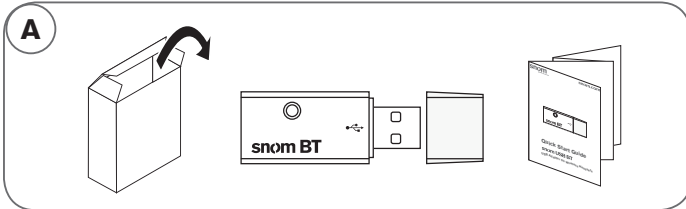
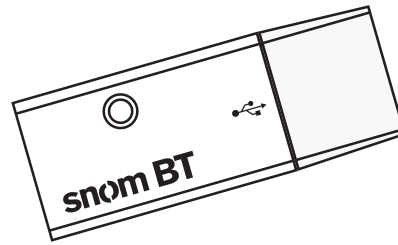


# snom USB BT

USB Adapter for Wireless Headsets

V2.1 + EDR, Class 2



## Pairing with wireless headsets

*Please also refer to the manual of the headset for instructions on how to pair it.*

1. Insert the USB BT in the USB port of the phone (Fig. B-1).
2. Briefly press the pairing button (Fig. B-2).
  - The red and blue LEDs of the button flash alternately while the adapter is searching for a detectable device.
  - When the USB BT has detected one, the blue LED starts to flash rapidly, indicating that pairing is taking place.

After successful pairing, the blue LED flashes once every 2 or 6 seconds, depending on the type of audio-streaming to the headset.

When the headset is turned off, the USB BT goes into idle mode.

## Product specifications

Version: Compatible with Bluetooth V2.1+EDR, Class 2  
Range: Up to 10 meters, depending on surroundings

## LED status indications:

Status	LED
Idle mode (headset off)	Blue, pulsing: 2 seconds on, 1 second off
Pairing mode, searching for detectable device	Red + blue, flashing alternately
Pairing with the found device	Blue, flashing rapidly
Standby, indicating type of audio-streaming to headset:	
HFP/HSP	Blue, flashing once every 6 seconds
A2DP/A2DP+HFP	Blue, flashing once every 2 seconds



© 2010-2011 snom technology AG. All rights reserved.

snom® is a registered trademark of snom technology AG and its affiliates in the European Union, USA, Japan, South Africa, Australia, China and certain other countries and regions. Unless specified otherwise, all trademarks, in particular product names, are legally protected trademarks of snom technology AG. Other mentioned trademarks or registered trademarks are the property of their respective manufacturers or owners. Product specifications are subject to change without notice.